

DYNACO HIGH PERFORMANCE DOORS

ENGINEERED AND BUILT WITH TECHNICAL SUPERIORITY

DYNACO doors are built to handle your ups and downs when it comes to keeping business operating, and have been tested without failure opening 8,000 times per day. The reason for this incredible reliability lies in the engineering and construction of the door itself. With few moving parts, and with the inclusion of ultra-high quality components, DYNACO doors are virtually maintenance free. Take a quick look at the few elements:

DYNACO Doors (A)

The heart of a DYNACO door is the Push-Pull system that eliminates dangerous weights or wind and bottom bars for opening and closing the door. Available with horsepower to match the speed and size of the door you require, all motors are driven by a frequency inverter allowing the rapid acceleration and deceleration necessary to power a high-speed door, yet keeping the entire system intact and working smoothly without interruption or the need for motor brakes.

DYNACO Door Side Guides (B)

The side guides boast heavy-duty galvanized "C" channels with UHMW tracks that allow virtually friction free curtain travel. Depending on the chosen model of door, these guides will allow the curtain to withstand windloads in excess of 110 MPH*.

DYNACO Door Direct Drive System (C)

The DYNACO direct drive offers simplicity and reliability. The door moves quickly and effortlessly when driven by the frequency inverter and motor, but when halted, stops instantly to prevent injury to people or damage to product.

DYNACO Door Curtain (D)



DYNACO door curtains are made of reinforced PVC, that can be used in any environment. The side retaining portion of the door features the exclusive patented DYNACO "zipper" design which allows the door to repair itself when accidentally dislodged. And, the curtain comes in a variety of colors, available with or without windows, depending on your needs and traffic flow.

DYNACO Door Activation (E)

Every DYNACO door comes standard with an infrared photocell, installed at 12" off the floor so as to detect the presence of a person or vehicle. Upon detection, the door instantly reverses and remains open until the obstacle is removed. And, there is a wide array of choices when it comes to open/close options which include floor loops, radio control, motion sensor and pullcord, to name a few. The choice, as with all DYNACO doors, is up to you.

*Wind speed is indicative, not including any multiplication coefficients taking into account the configuration of the building.

DYNACO
HIGH PERFORMANCE DOORS









For details, contact your DYNACO dealer:



Multiple Industries, Multiple Opportunities

with DYNACO High-Speed Roll-Up Doors

<p>Power M2/M3</p> 	<p>Typical Applications:</p> <ul style="list-style-type: none"> • Manufacturing • Production Areas • Transportation • Distribution • Automotive • Whenever Wind Protection Is required 	<p>For inside and outside environments</p> <p><i>Maximum Standard Dimensions: 39' W X 18' H</i> <i>Opening Speed: Up to 96" Per Second</i> <i>Wind Resistance: 60 MPH for an 18' wide door*</i></p>
<p>All Weather M2/M3</p> 	<p>Typical Applications:</p> <ul style="list-style-type: none"> • Exterior Openings • Openings Exposed to High Winds and Harsh Environments • Areas with Extreme Pressure Differentials 	<p>For outside environments exposed to high winds and other weather extremes</p> <p><i>Maximum Standard Dimensions: 39' W X 18' H</i> <i>Opening Speed: Up to 96" Per Second</i> <i>Wind Resistance: 110 MPH for an 18' wide door*</i></p>
<p>Freezer -22F M2</p> 	<p>Typical Applications:</p> <ul style="list-style-type: none"> • Cold Storage • Freezer Applications • Processing to Freezer 	<p>For inside environments with extremely cold temperatures not exposed to winds</p> <p><i>Maximum Standard Dimensions: 18' W X 18' H</i> <i>Opening Speed: Up to 96" Per Second</i></p>
<p>Cleanroom M2</p> 	<p>Typical Applications:</p> <ul style="list-style-type: none"> • Pharmaceutical • Electronic • Hospitals • Laboratories • Controlled Environments 	<p>For inside environments requiring cleanroom class contamination control</p> <p><i>Maximum Standard Dimensions: 18' W X 18' H</i> <i>Opening Speed: Up to 96" Per Second</i> <i>Sealing: Designed for cleanroom class 10,000 to 100,000 (according to Fed/Std 209E) demanding limitation of the leak flow at a difference in pressure up to 0.82 lbs/sq. ft.</i></p>
<p>Stainless Steel M2</p> 	<p>Typical Applications:</p> <ul style="list-style-type: none"> • Agricultural • Food Industry • Hygienically Sensitive Applications • Wash Down Areas • Corrosive Environments 	<p>For environments requiring frequent cleaning and excellent sealing</p> <p><i>Maximum Standard Dimensions: 18' W X 18' H</i> <i>Opening Speed: Up to 96" Per Second</i> <i>Wind Resistance: 60 MPH for an 18' wide door*</i></p>
<p>M2 Basic</p> 	<p>Typical Applications:</p> <ul style="list-style-type: none"> • Distribution • Manufacturing • Production Areas 	<p>For inside and outside environments</p> <p><i>Maximum Standard Dimensions: 12' W X 12' H</i> <i>Opening Speed: Up to 24" Per Second</i> <i>Designed for up to 100 cycles per day</i></p>

* Wind speed is indicative, not including any multiplication coefficients taking into account the configuration of the building.



See our exciting live-action eBrochure at: www.dynacodoor.info

The Leader in Door Safety and Design